






Western Washington Markets

The Seattle Times Company



NDM, MD, MSA, CSA, DMA Market Size Comparisons

	Population	Households
 Seattle NDM (Newspaper Designated Market)	2,290,061	930,974
 Seattle-Bellevue-Everett MD (Metropolitan Division)	2,584,355	1,036,230
 Seattle-Tacoma-Bellevue MSA (Metropolitan Statistical Area)	3,381,567	1,334,822
 Seattle-Tacoma-Olympia CSA (Combined Statistical Area)	4,124,229	1,622,388
 Seattle-Tacoma DMA (Designated Market Area)	4,731,015	1,856,126

Source: Nielsen Claritas, 2009

Area Shown

